



True Union Ball Check Valve

Specifications

- Sizes:** True Union : 1/2" – 2"
Single Union: 3" – 4"
- Models:** Socket, Threaded, Flanged (ANSI), Butt End
- Bodies:** PVC, CPVC, PP and PVDF
- Seats:** EPDM, FKM, PTFE
- Seals:** EPDM, FKM, PTFE
- Option:** Foot Valve

Standard Features (Sizes 1/2" – 2")

- Uniseat/seal of EPDM or FKM
- Ball is the only moving part. It unseats to permit flow in one direction but seals against seat to prevent backflow.
- May be used vertically or horizontally
- Minimum shut-off of 5 psi
- All sizes rated for full vacuum service
- Solid thermoplastic ball

Options:

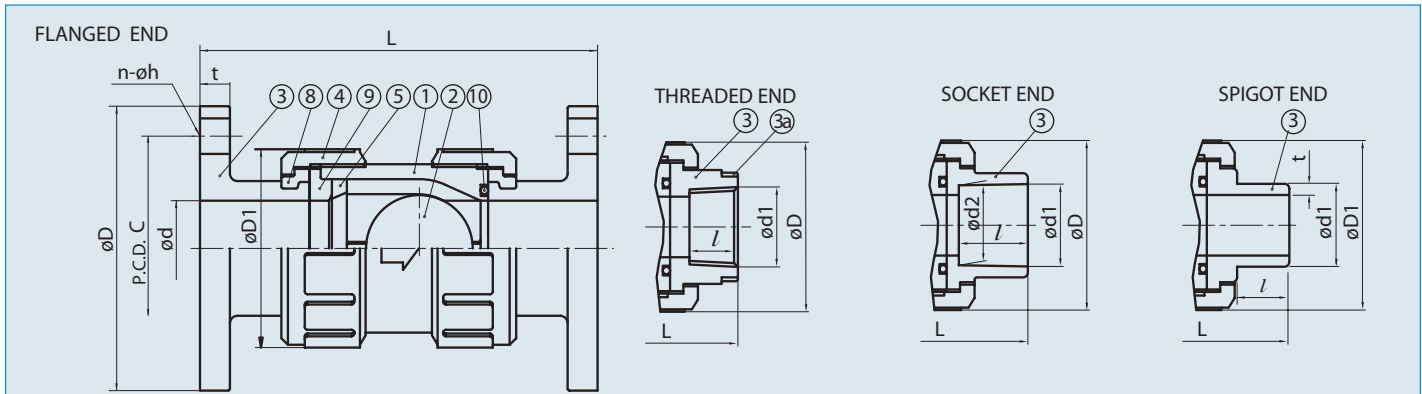
- PTFE coated FKM uniseat/seal
- Spring-loaded ball to assist ball in seating faster

Parts List – True Union (Sizes 1/2" – 2")

PARTS			
NO.	DESCRIPTION	PCS.	MATERIAL
1	Body	1	PVC, CPVC, PP, PVDF
2	Ball	1	PVC, CPVC, PP, PVDF
3	End Connector	2	PVC, CPVC, PP, PVDF
4	Union Nut	2	PVC, CPVC, PP, PVDF
5	Stop Ring (A)	1	PVC, CPVC, PP, PVDF
8	Stop Ring (B)*	1	PVDF
9	Seat	1	EPDM, FKM, PTFE
10	O-Ring	1	EPDM, FKM, PTFE
3a	Ring**	1	Stainless Steel 304

* Used for flanged end

** Used for CPVC body, threaded end; 1/2" – 1"



Dimensions (Sizes 1/2" – 2")

NOMINAL SIZE	FLANGED		THREADED							SOCKET											SPIGOT(BUTT END)							
										PVC, CPVC			PP, PVDF (DIN)				PP, PVDF (IPS)				PP, PVDF							
	ANSI CLASS 150		PP, PVDF			DIN 16962								DIN 3442				PP	PVDF									
	INCHES	mm	D	C	n	h	L	t	d1	l	L	d	D1	d1	d2	l	L	d1	l	L	d1	l	L	d1	l	t	t	L
1/2	15	3.50	2.38	4	0.62	5.12	0.47	1/2-14NPT	0.59	3.39	0.59	1.89	0.848	0.836	0.688	3.43	0.768	0.760	0.57	3.19	0.83	0.87	3.31	0.787	0.728	0.098	0.075	4.00
3/4	20	3.88	2.75	4	0.62	6.10	0.55	3/4-14NPT	0.67	4.06	0.79	2.36	1.058	1.046	0.719	3.86	0.965	0.957	0.63	3.70	1.03	1.00	4.43	0.984	0.866	0.106	0.075	4.35
1	25	4.25	3.12	4	0.62	6.50	0.55	1-11/2NPT	0.79	4.45	0.98	2.76	1.325	1.310	0.875	4.37	1.240	1.232	0.71	4.13	1.30	1.13	4.35	1.260	0.866	0.118	0.094	4.75
1 1/4	30	-	-	-	-	-	-	1 1/4-11/2NPT	0.87	5.00	1.22	3.78	1.670	1.655	0.938	4.92	-	-	-	-	-	-	-	-	-	-	-	-
1 1/2	40	5.00	3.88	4	0.62	7.56	0.63	1 1/2-11/2NPT	0.98	5.94	1.57	3.78	1.912	1.894	1.094	5.94	1.947	1.937	0.93	5.62	1.89	1.37	5.57	1.969	1.260	0.181	0.118	5.75
2	50	6.00	4.75	4	0.75	8.43	0.63	2-11/2NPT	1.10	6.97	2.01	4.17	2.387	2.369	1.156	6.77	2.461	2.445	1.08	6.69	2.36	1.50	6.49	2.480	1.417	0.228	0.118	6.50

Ball Check

Single Union

SINGLE UNION
FLANGED

FOOT
VALVES



SINGLE UNION
SOCKET

SINGLE UNION
THREADED

Parts List – Single Union (Sizes 3" – 4")

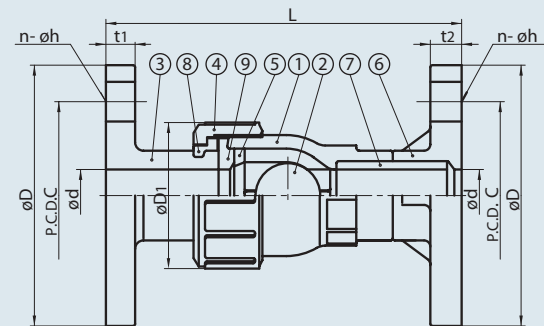
PARTS			
NO.	DESCRIPTION	PCS.	MATERIAL
1	Body	1	PVC, CPVC, PP, PVDF
2	Ball	1	PVC, CPVC, PP, PVDF
3	End Connector	1	PVC, CPVC, PP, PVDF
4	Union Nut	1	PVC, CPVC, PP, PVDF
5	Stop Ring (A)	1	PVC, CPVC, PP, PVDF
6	Flange		PVC, CPVC, PVDF
7	Stub		PVC, CPVC, PVDF
8	Stop Ring (B)*	1	PVDF
9	Seat	1	EPDM, FKM, PTFE

* Used for flanged end

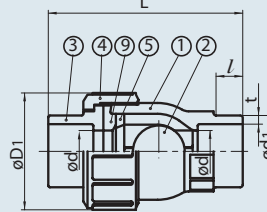
Dimensions (Sizes 3" – 4")

NOMINAL SIZE	INCHES	mm	FLANGED										SOCKET						THREADED			SPIGOT (BUTT END)							
			ANSI Class 150										PVC, CPVC			PP, PVDF (DIN)			PP, PVDF (IPS)			PP, PVDF							
													ASTM SCH40			DIN 16962													
			D	C	n	h	L	t1	t2	d1	d2	l	L	d1	d2	l	L	d1	l	L	d1	l	L	d1	l	t	t	L	
3	80	3.07	5.98	7.50	6.00	4	0.75	12.20	0.71	0.87	3.516	3.492	1.875	9.57	3.512	3.498	1.40	8.46	3.480	1.874	9.55	3-8 NPT	1.38	8.74	3.543	1.496	0.323	0.169	11.67
4	100	3.94	8.27	9.00	7.50	8	0.75	15.63	0.71	0.87	4.518	4.491	2.000	12.20	4.293	4.278	1.63	11.46	4.480	2.252	12.60	4-8 NPT	1.77	12.09	4.331	1.752	0.394	0.209	13.93

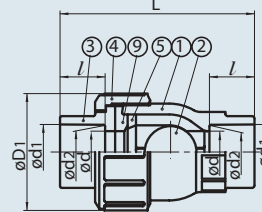
FLANGED END



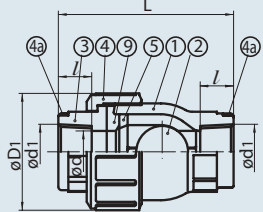
SPIGOT END



SOCKET END



THREADED END



True Union, Single Union, and Foot Valve Weight (POUNDS)

NOMINAL SIZE		SOCKET	FLANGED
INCHES	mm		
1/2	15	0.22	0.66
3/4	20	0.44	1.10
1	25	0.66	1.54
1 1/2	40	1.54	2.20
2	50	2.20	3.31
3	80	6.17	9.92
4	100	14.99	24.25

Cv Values

NOMINAL SIZE		Cv
INCHES	mm	
1/2	15	6.5
3/4	20	17
1	25	25
1 1/2	40	86
2	50	130
3	80	280
4	100	500

Sample Specification – (BALL CHECK VALVES)

All ball check valves and foot valves shall be of solid thermoplastic construction, and shall be designed with an elastomeric uniseat/seal for tight shut-off under pressure. Sizes 1/2" through 2" shall be of True Union design, while 3" & 4" shall be Single Union design. The same seal shall function as both the ball seat and the union seal. PVC shall conform to ASTM D1784 Cell Classification 12454-A, CPVC shall conform to ASTM D1784 Cell Classification 23567-A, PP shall conform to ASTM D4101 Cell Classification PPO210B67272 and PVDF shall conform to ASTM D3222 Cell Classification Type II. Ball Check valves and foot valves sizes 1/2"- 2" shall be rated 150 psi at 70 degrees F, 3" and 4" rated 100 psi at 70 degrees F, as manufactured by Asahi/America, Inc.

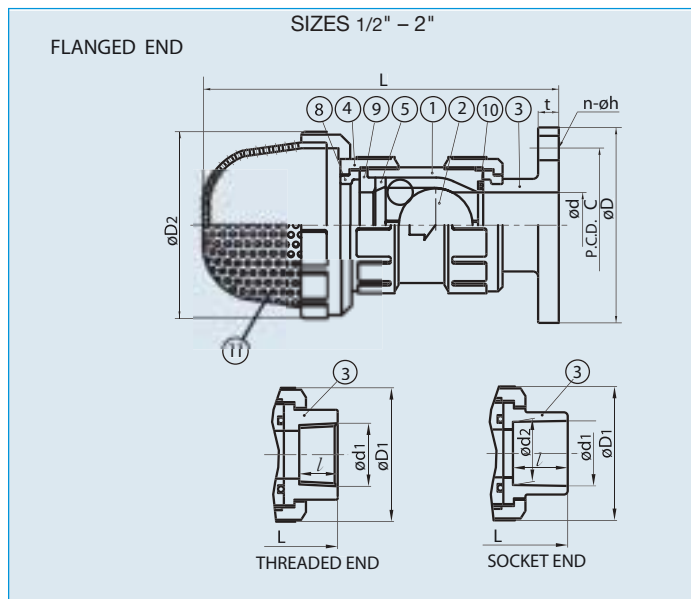
Ball Check

Foot Valve Option

Parts List Foot Valve (Sizes 1/2" – 2")

PARTS			
NO.	DESCRIPTION	PCS.	MATERIAL
1	Body	1	PVC
2	Ball	1	PVC
3	End Connector	1	PVC
4	Union Nut	1	PVC
5	Stop Ring (A)	1	PVC
8	Stop Ring (B)*	1	PVDF
9	Seat	1	EPDM, FKM, PTFE
10	O-Ring	2	EPDM, FKM, PTFE
11	Screen	1	PVC

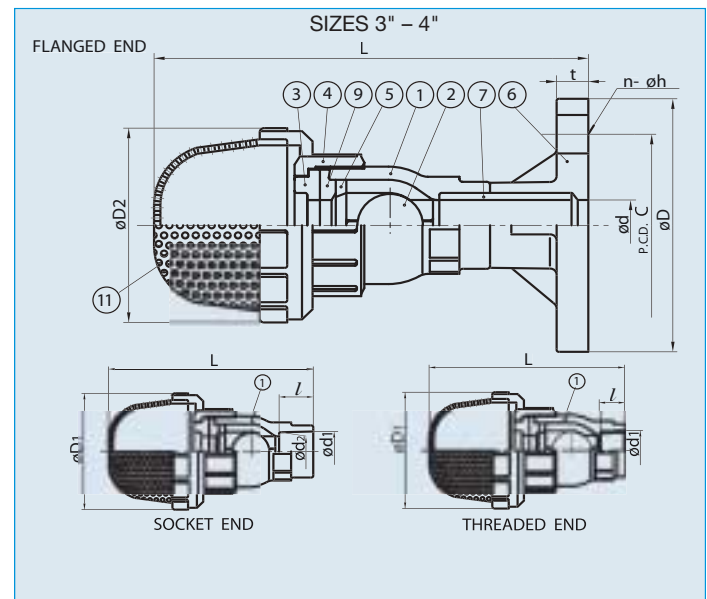
* Used for flanged end



Parts List Foot Valve (Sizes 3" – 4")

PARTS			
NO.	DESCRIPTION	PCS.	MATERIAL
1	Body	1	PVC
2	Ball	1	PVC
3	End Connector	1	PVC
4	Union Nut	1	PVC
5	Stop Ring (A)	1	PVC
6	Flange*	1	PVC
7	Stub*	1	PVC
9	Seat	1	EPDM, FKM, PTFE
11	Screen	1	PVC

* Used for flanged end



Pressure vs. Temperature – BALL CHECK AND FOOT VALVES (PSI, WATER, NON-SHOCK)

NOMINAL SIZE		PVC	CPVC			PP			PVDF				
		30° F 120° F	30° F 120° F	121° F 140° F	141° F 175° F	176° F 195° F	-5° F 85° F	86° F 140° F	141° F 175° F	-30° F 140° F	141° F 175° F	176° F 195° F	196° F 210° F
INCHES	mm												
1/2 - 2	15-50	150	150	120	90	60	150	90	60	150	125	110	90
3 - 4	80-100	100	100	90	60	45	75	60	45	100	90	60	45

Foot Valve Wt. (LBS) Dimensions (1/2"– 4")

NOMINAL SIZE		SOCKET	FLANGED	NOMINAL SIZE		SOC.	THR'D	FLG.	
INCHES	mm			INCHES	mm				D2
1/2	15	0.22	0.66	1/2	15	2.36	4.73	4.69	5.40
3/4	20	0.44	0.88	3/4	20	2.76	5.32	5.52	6.40
1	25	0.66	1.32	1	25	3.78	6.24	6.32	6.90
1 1/2	40	1.54	3.31	1 1/2	40	5.24	8.33	8.33	8.50
2	50	2.20	3.31	2	50	5.24	8.97	9.17	10.50
3	80	7.71	11.02	3	80	11.80	12.60	11.80	14.60
4	100	15.43	23.14	4	100	18.25	18.25	18.25	20.25

Caution

- Never remove valve from pipeline under pressure.
- Always wear protective gloves and goggles.