



Globe Valve

Standard Features (Sizes 1/2"– 4")

- Used for efficient throttling of flow
- Positive shut-off
- Displays excellent flow regulating characteristics throughout the entire lift of the disc
- All sizes rated for full vacuum service
- EPDM seals. Other elastomers optional

Parts List/Thd-Soc (Sizes 1/2"– 2")

PARTS			
NO.	DESCRIPTION	PCS.	MATERIAL
1	Body	1	PVC, PP
2	Bonnet	1	PVC, PP
3	Stem	1	PVC, PP
4	Gland	1	PVC, PP
5	Gland Nut	1	PVC, PP
6	Sheet Gasket	1	EPDM, Others
7	Gland Packing	2	EPDM, Others
8	Disc	1	PP
9	Stem Holder	1	PP
13	Ring	1	Stainless Steel 304
14	Hand Wheel	1	PP
15	Nut	1	PVC
16	Washer	1	PVC

Sample Specification

All Globe Valves shall be of a thermoplastic construction and have no metal part that comes in contact with media. Sizes 1/2" through 2" shall be of union bonnet design, 2 1/2" through 4" shall be of outside stem and yoke type. PVC shall conform to ASTM D1784 Cell Classification 12454-A and PP conforming to ASTM D4101 Cell Classification PPO210B67272. PVC valves shall be rated to 150 psi at 70 degrees F sizes 1/2" thru 2" 110 psi at 70 degrees F sizes 2-1/2" thru 4". PP rated to 110 psi at 70 degrees F sizes 1/2" thru 4", as manufactured by Asahi/America, Inc.

Specifications

Sizes: 1/2" – 4"

Bodies: PVC and PP

Models: Flanged ANSI 1/2" – 4"*
 Socket PVC 1/2" – 2"
 PP** 1/2" – 1"
 Thread PVC 1/2" – 2"
 PP 1/2" – 1"

Plug: PP
Seals: EPDM or FKM

* 2-1/2" – 4": Outside stem and yoke type
 ** DIN Socket also available

Parts List/Flanged (Sizes 1/2" – 4")

PARTS			
NO.	DESCRIPTION	PCS.	MATERIAL
1	Body	1	PVC, PP
2	Bonnet	1	PVC, PP
3	Stem	1	PVC, PP
4	Gland	1	PVC, PP
5	Gland Nut	1	PVC, PP
6	Gland Gasket	1	EPDM, Others
7	Gland Packing	1	EPDM, Others
8	Disc	1	PVC, PP
9	Stem Holder	1	PVC, PP
10	Stem with Trapezoid Screw	1	Copper Alloy
11	Bolt, Nut, Washer	8	Stainless Steel 304
12	Stud Bolt, Nut	2	Stainless Steel 304
13	Stem Support	1	PP
14	Hand Wheel	1	PP
15	Nut (A)	1	PVC*
		2	Stainless Steel 304
16	Washer	1	PVC*
		1	Stainless Steel 304
17	Reinforcing Ring	1	Stainless Steel 304
18	Inserted Nut	1	Copper Alloy
19	Stem Metal Insert	1	Steel
20	Inserted Metal	1	Bronze

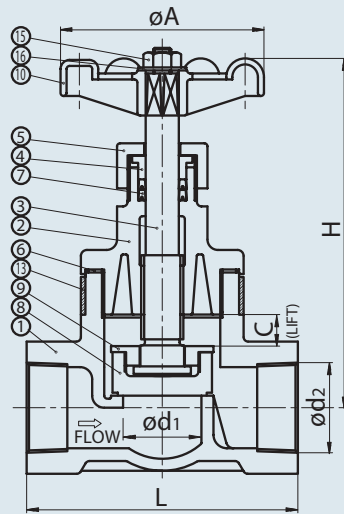
* PVC nut and washer on sizes 1/2" through 2"

Pressure vs. Temperature (PSI, WATER, NON-SHOCK)

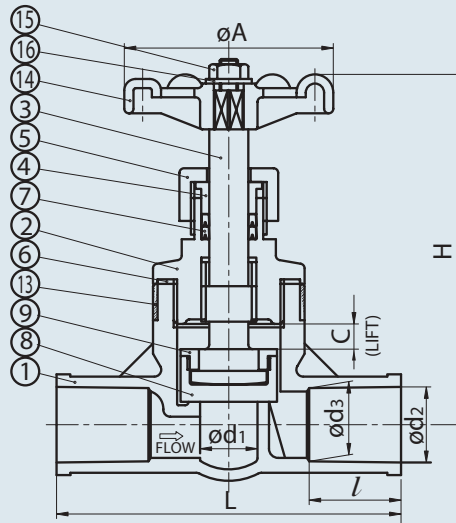
NOMINAL SIZE		PVC			PP		
		30° F	71° F	106° F	-5° F	71° F	121° F
INCHES	mm	70° F	105° F	120° F	70° F	120° F	175° F
1/2 - 1 1/2	15-40	150	150	110	110	95	65
2	50	150	150	95	110	75	45
2 1/2 - 3	65-80	110	110	95	110	60	35
4	100	110	80	65	110	60	35

Globe Valves

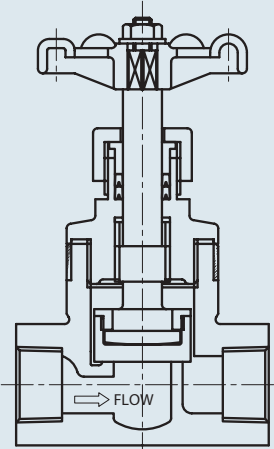
SOCKET AND THREADED END
1 1/2" — 2"



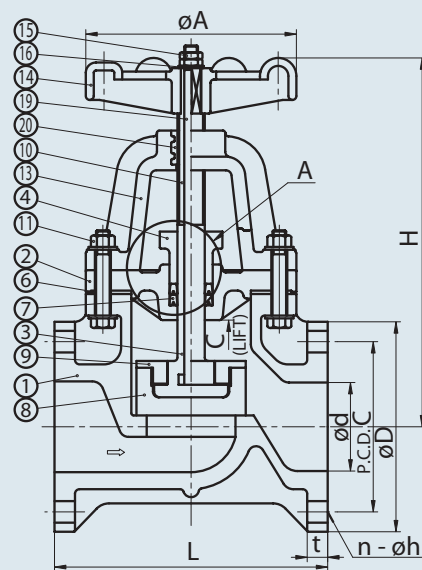
SOCKET END
1/2" — 1 1/4"



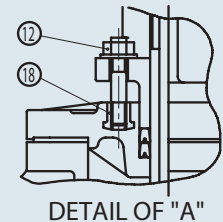
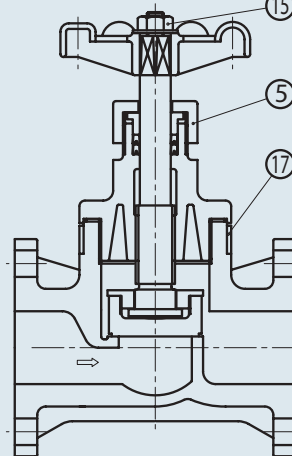
THREADED END
1/2" — 1 1/4"



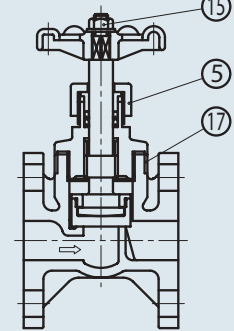
FLANGED 2 1/2" — 4"



FLANGED
1 1/2" — 2"



FLANGED
1/2" — 2 1/4"



Dimensions (INCHES)

NOMINAL SIZE		FLANGED								SOCKET AND THREADED							Cv VALUES		
		WT. (LBS)	d	C	D	L	t	LIFT C	H (open)	WT. (LBS)	THREADED d2	L	SOCKET d2	L	l	LIFT C		d1	H (open)
IN.	mm																		
1/2	15	0.88	0.71	2.38	3.50	3.35	0.47	0.31	5.20	0.66	NPT 1/2	3.35	0.85	4.33	1.18	0.32	0.59	5.20	4.1
3/4	20	1.10	0.94	2.75	3.88	3.74	0.55	0.31	5.51	1.10	NPT 3/4	3.74	1.06	5.12	1.38	0.32	0.71	5.51	6.4
1	25	2.20	1.10	3.12	4.25	4.33	0.55	0.43	6.34	1.10	NPT 1	4.33	1.33	5.91	1.58	0.43	0.98	6.34	9.7
1 1/4	32	2.90	1.46	3.50	4.62	5.31	0.63	0.51	6.57	1.30	NPT 1 1/4	5.32	1.67	5.32	0.98	0.51	1.38	6.58	18.0
1 1/2	40	4.41	1.61	3.88	5.00	7.48	0.63	0.79	9.06	2.70	NPT 1 1/2	5.51	1.91	5.51	0.98	0.79	1.61	9.06	22.0
2	50	5.30	2.05	4.75	6.00	7.87	0.63	0.94	9.92	3.50	NPT 2	7.09	2.38	7.09	1.06	0.95	2.05	9.92	29.0
2 1/2	65	13.25	2.64	5.50	7.00	8.66	0.71	1.38	13.58	-	-	-	-	-	-	-	-	-	57.0
3	80	15.00	3.07	6.00	7.50	9.45	0.71	1.38	14.13	-	-	-	-	-	-	-	-	-	78.0
4	100	22.00	3.94	7.50	9.00	11.42	0.71	1.57	16.50	-	-	-	-	-	-	-	-	-	115.0