

4E 3/4", 1", 1 1/2", & 2" PLASTIC SPIN-CLEAN® FILTERS

DURABLE

RELIABLE

PROVEN

TRUSTED

Applications

Agriculture



Landscape









Greenhouse/Nursery



Product Features

Plastic Spin-Clean® Filters are designed to use a directional nozzle plate on the interior of the stainless steel screen. The spinning action keeps the debris in suspension to collect any discharge in the basin.

-  Plastic construction is light in weight and chemical resistant.
-  Unique Spin-Clean® centrifugal action keeps screen clean far longer than any conventional screen filter of the same size. Greatly extends service intervals.
-  Two-piece threaded housing with O-ring seal for easy maintenance.
-  Strong, stainless steel screens available in mesh sizes of 30, 50, 100, 150 (standard) and 200.
-  Available with ball valve for flushing debris basin.
-  Plastic Filter sizes: 3/4", 1", 1 1/2" and 2" (MPT)

Features of The Plastic Spin-Clean® Filters

- Molded from engineered plastics for durability and resistance to corrosion and injected chemicals
- Two piece threaded housing seals on an O-Ring for leak-free performance
- Stainless Steel screens available in 50, 100, 150 (standard) and 200 mesh sizes
- Vinyl screen collars prevent debris from by-passing filter area

3/4" and 1" Filter Specifications

- Available with threaded cap or ball valve for flushing debris basin
- ABS models rated to 80 psi
- Engineered plastic models rated to 150 psi



3/4" Filter

- 3/4" MPT Inlet x 3/4" MPT Outlet
- Large screen area provides 23.4 sq. in. of filtration surface
- Maximum recommended flow is 9 GPM



NEW 1" Filter

- 1" MPT Inlet x 1" MPT Outlet
- BSP thread available
- Large screen area provides 23.4 sq. in. of filtration surface
- Maximum recommended flow is 18 GPM

1 1/2" and 2" Filter Specifications

- Standard with Ball Valve (Schedule 40 PVC)
- Filter screens are bonded to a perforated stainless steel outer case to prevent collapse
- Molded of high-strength engineered plastic and pressure rated to 150 psi



1 1/2" Filter

- 1 1/2" MPT Inlet x 1 1/2" MPT Outlet
- BSP thread available
- Maximum recommended flow is 55 GPM



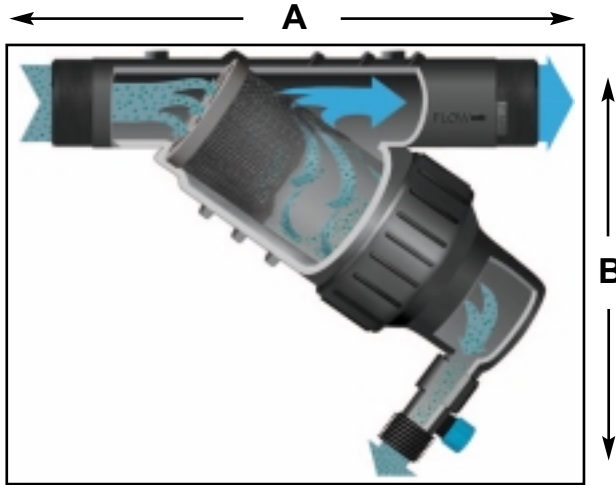
2" Filter

- 2" MPT Inlet x 2" MPT Outlet
- BSP thread available
- Maximum recommended flow is 110 GPM





API's Spin-Clean® filters are unique in that incoming dirty water is forced through a directional nozzle plate onto the inside of the stainless steel screen. This spinning action rotates debris down the screen wall to the large debris holding basin. Debris is flushed out via a ball valve or unscrewing cap. Spinning action keeps more of the screen area clean, minimizing pressure losses caused by excessive dirt build-up. For optimum self-cleaning action, Spin-Clean® filters should be operated at a flow rate that will create a 5 to 8 psi pressure drop across the filter. For lower than recommended flows, the 1 1/2" and 2" filters can be fitted with special spin plates.



| HOUSING DIMENSIONS In. (cm.) | | | |
|------------------------------|------------|------------|------------|
| SIZE | A | B | C |
| 3/4" | 6.2 (15.8) | 8.5 (21.6) | 3 (7.6) |
| 1" | 6.8 (17.3) | 9.5 (24.1) | 3 (7.6) |
| 1 1/2" | 12 (30.5) | 12 (30.5) | 5.5 (14.0) |
| 2" | 12 (30.5) | 12 (30.5) | 5.5 (14.0) |

| SCREEN DIMENSIONS | | | | | | |
|-----------------------|-------------|-------------|-------------|-----------------|---|---------|
| SIZE | In. A (cm.) | In. B (cm.) | In. C (cm.) | SCREEN MATERIAL | AREA OF FILTRATION Sq. In. (Sq. cm.) | |
| 3/4" & 1" | 5.25 (13.3) | 1.78 (4.5) | 1.6 (4.1) | STAINLESS STEEL | 23.4 | (151.0) |
| 1" prior to Jan. 2003 | 6.25 (15.9) | 1.78 (4.5) | 1.6 (4.1) | STAINLESS STEEL | 28.4 | (183.2) |
| 1 1/2" | 7.25 (18.4) | 3.5 (8.9) | 3.2 (8.1) | STAINLESS STEEL | 60.8 | (392.3) |
| 2" | 7.25 (18.4) | 3.5 (8.9) | 3.2 (8.1) | STAINLESS STEEL | 60.8 | (392.3) |


1" SCREEN
For filters purchased prior to Jan. 2003



3/4" & 1" SCREEN



1 1/2" & 2" SCREEN



← C (id) →

← B (od) →

| FILTER SCREEN MESH/MICRON CONVERSIONS | | | | | |
|---------------------------------------|------|--------|------|-------|------|
| MESH | 30 | 50 | 100 | 150 | 200 |
| INCH | .023 | .012 | .006 | .004 | .003 |
| MICRON | 590 | 300 | 152 | 100 | 80 |
| COLOR | Gold | Yellow | Blue | Black | Red |



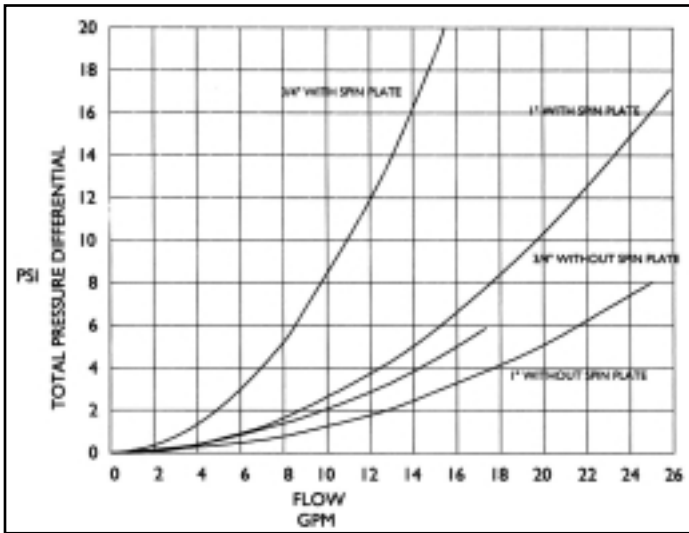
Size Selection Guide

FILTER SIZES

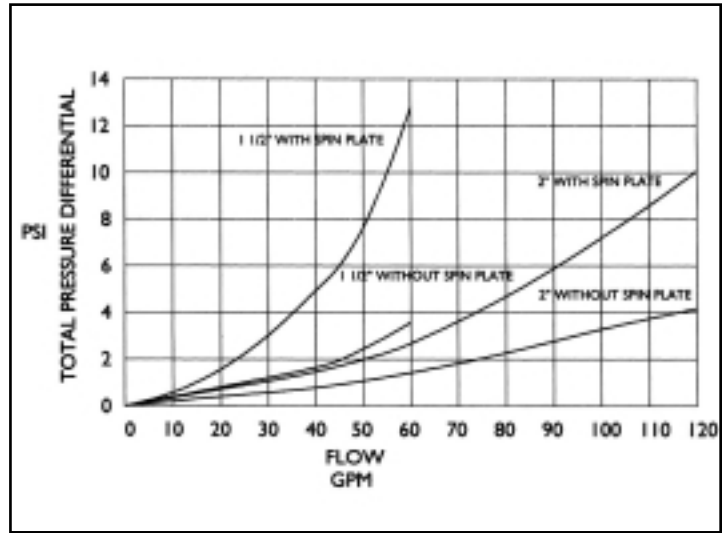
FILTER SPECIFICATIONS

| | 3/4" | 1" | 1 1/2" | 2" |
|---|---|---|---------------------------|---------------------------|
| Screen area in sq. inches (cm ²) | 23.4 / 151.0 | 23.4 / 151.0 | 60.8 / 392.3 | 60.8 / 392.3 |
| Housing material (80 psi pressure rating) | ABS | ABS | N/A | N/A |
| Housing material (150 psi pressure rating) | Engineering Grade Plastic | Engineering Grade Plastic | Engineering Grade Plastic | Engineering Grade Plastic |
| 30, 50, 100, 150 & 200 mesh stainless steel screens | Yes | Yes | Yes | Yes |
| Sintered screens | No | No | Yes | Yes |
| Clearance height in inches (with valve) | 12 | 13 | 15.5 | |
| Width in inches (thread to thread) | 6 1/8 | 6 5/8 | 12 | 12 |
| Drilled/tapped 1/8" hole for gauge or schrader | Optional | Optional | Optional | Optional |
| Debris basin flush port size | 3/4" MHT Low Pressure 3/4" MPT High Pressure | 3/4" MHT Low Pressure 3/4" MPT High Pressure | 3/4" MPT | 3/4" MPT |

Flow Characteristics



3/4" and 1" Filters



1 1/2" and 2" Filters

Spin Plates

| Model # | Part # | Notes/Reference | Range |
|------------|----------|------------------------|---------------|
| 3/4-SP | 12140001 | 3/4"-2 Hole (Standard) | 9 |
| 1-SP | 12140002 | 1"- 2 Hole (Standard) | 18 |
| 1 1/2-SP | 12140013 | 1 1/2"- 4 Hole | 45-55 |
| 1 1/2-SP-3 | 12140058 | 1 1/2"- 3 Hole | 34-42 |
| 1 1/2-SP-2 | 12140059 | 1 1/2"- 2 Hole | 23-28 |
| 2-SP | 12140029 | 2"- 4 Hole | 90-110 |
| 2-SP-3 | 12140061 | 2"- 3 Hole | 68-84 |
| 2-SP-2 | 12140060 | 2"- 2 Hole | 45-55 |



P.O. Box 3760 - Ontario, CA 91761 800.828.9919 - Fax: 800.777.6162
 P.O. Box 3546 - Haines City, FL 33845 - 800.848.8153 - Fax: 800.533.6421
 8020 W. Doe Ave. Suite E - Visalia, CA
 559-651-3221 - Fax: 559-651-3207
 Visit us at: www.agproducts.com
 Copyright 2003 Agricultural Products, Inc.
 All rights reserved

